



· 台式三联C型鹅颈水龙头
· Three Way Bench-top C-type Gooseneck Faucet
· No. A1001 P05



· 台式三联S型鹅颈水龙头
· Three Way Bench-top S-type Gooseneck Faucet
· No. A1002 P05



· 台式三联C型折弯水龙头
· Three Way Bench-top C-type Faucet
· No. A1003 P06



· 台式双联鹅颈水龙头
· Desktop double gooseneck Faucet
· A1012 P06



· 台式单联S型鹅颈水龙头
· Single Way Bench-top S-type Gooseneck Faucet
· No. A1016 P13



· 台式单联C型鹅颈水龙头
· Single Way Bench-top C-type Gooseneck Faucet
· No. A1020 P13



· 台式单联直角水龙头
· Single Way Bench-top Right Angle Faucet
· No. A1033 P14



· 台式单联鹅颈喷嘴
· Single Way Bench-top Gooseneck Nozzle
· No. A1043 P14



· 台式C型双联T型水龙头
· Double Way Bench-top C-type T-style Faucet
· No. A1005 P07



· 台式C型双联U型水龙头
· Double Way Bench-top C-type U-style Faucet
· No. A1006 P07



· 台式S型双联T型水龙头
· Double Way Bench-top S-type T-style Faucet
· No. A1014 P08



· 台式S型双联U型水龙头
· Double Way Bench-top S-type U-style Faucet
· No. A1013 P08



· 台式单联感应水龙头
· Single Way Bench-top Automatic Faucet
· No. A3011 P15



· 台式单联不锈钢鹅颈水龙头
· Single Way Bench-top Stainless Steel Gooseneck Faucet
· No. A3001 P15



· 台式三联不锈钢鹅颈水龙头
· Three Way Bench-top Stainless Steel Gooseneck Faucet
· No. A3002 P16



· 台式三联冷热鹅颈水龙头
· Three Way Bench-top Cold and Hot Gooseneck Faucet
· No. A1027 P16



· 天花式双联水龙头
· Double Way Ceiling Faucet
· No. A1011 P09



· 壁式双联V型水龙头
· Wall Double Way V-type Faucet
· No. A1024 P09



· 台式双联V型水龙头
· Double Way Bench-top V-style Faucet
· No. A1031 P10



· 台式双联高低水龙头
· Desktop double high and low faucet
· NO. A1053 P10



· 台式双联U型冷热水龙头
· Double Way Bench-top U-type Cold and Hot Faucet
· No. A1028 P17



· 台式双柱单联冷热水龙头
· Desktop double column single hot and cold water faucet
· A1048 P17



· 壁式双柱单联冷热水龙头
· Wall double column single hot and cold water faucet
· No. A1049 P18



· 台式单联冷热鹅颈水龙头
· Single Way Bench-top Cold and Hot Gooseneck Faucet
· No. A1030 P18



· 台式单联S型折弯水龙头
· Single Way Bench-top S-type Faucet
· No. A1008 P11



· 台式单联C型折弯水龙头
· Single Way Bench-top C-type Faucet
· No. A1007 P11



· 台式单联C型直角水龙头
· Single Way Bench-top C-type Right Angle Faucet
· No. A1022 P12



· 台式单联S型直角水龙头
· Single Way Bench-top S-type Right Angle Faucet
· No. A1015 P12



· 台式单联冷热直角水龙头
· Single Way Bench-top Cold and Hot Right Angle Faucet
· No. A1034 P19



· D型单联冷热水龙头
· D-type single hot and cold water faucet
· A9010 P19



· 壁式单联水龙头
· Single Way Wall Faucet
· No. A1023 P20



· 壁式单联直水龙头
· Wall type single straight water faucet
· No. A1025 P20



· 单头台式洗眼器
· Bench-top Single-head Eye Wash
· No. A4001 P59



· 单头壁挂式洗眼器
· Wall Single-head Eye Wash
· No. A4010 P59



· 台式双头洗眼器
· Bench-top Double-head Eye Wash
· No. A4002 P60



· 落地式洗眼器
· Floor Type Eye Wash
· No. A4005 P64



· 落地式冲淋器
· Floor Type Shower
· No. A4006 P66



· 落地式喷淋冲淋洗眼器
· Spraying Floor Type Shower and Eye Wash
· No. A4008 P67



· 落地式冲淋洗眼器
· Floor Type Shower and Eye Wash
· No. A4007 P67



· 落地式脚踏冲淋洗眼器
· Padded Floor Type Shower and Eye Wash
· No. A4009 P68



· 壁式双头洗眼器
· Wall Double-head Eye Wash
· No. A4011 P61



· 壁挂拉盒式双头洗眼器
· Wall Pulled Double-head Eye Wash
· No. A4013 P62



· 洗瓶冲洗器
· Bottle Washer
· No. A4003 P63



· 壁式冲淋器
· Wall Shower
· No. A4004 P65



· 吊顶式冲淋器
· Ceiling Shower
· No. A4015 P65

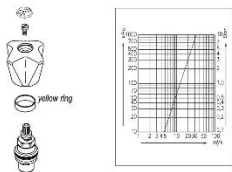


· 紧急冲淋洗眼房
· Emergency Shower and Eye Washer Room
· No. A4014 P69

博朗 实验室专用气配件 BRLON Laboratory Gas Accessories

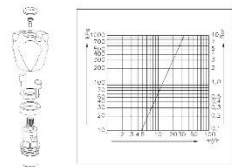
国标系列手轮及阀芯

- 干式气体阀门可用于常规的低压供气系统，可满足实验室环境下对安全性及可靠性的要求
- 干式气体阀门能够满足多数现代实验室规划的要求
- 最大工作压力：7 bar/100 psi
- 每个干式气体阀门出厂前都要经过泄漏测试
- 安装后允许进行压力测试：1.5 x 最大工作压力(在阀门不工作的情况下)
- 可以根据用户要求更改标准配置，如有需要请联系我们



美标系列手轮及阀芯

- 干式气体阀门可用于常规的低压供气系统，可满足实验室环境下对安全性及可靠性的要求
- 干式气体阀门能够满足多数现代实验室规划的要求
- 最大工作压力：7 bar/100 psi
- 每个干式气体阀门出厂前都要经过泄漏测试
- 安装后允许进行压力测试：1.5 x 最大工作压力(在阀门不工作的情况下)
- 可以根据用户要求更改标准配置，如有需要请联系我们



Chinese standard series hand wheel and spool

- The dry gas valve can be used for conventional low pressure gas supply systems, and can meet the requirements for safety and reliability in the laboratory environment.
- The dry gas valve can meet the requirements of most modern laboratories' layout.
- Maximum working pressure: 7 bar/100 psi.
- Every dry gas valve is leak tested before leaving the factory.
- It's allowed to do pressure test after installation: 1.5 x max working pressure (without function of the valve).
- The standard configuration can be modified according to customers' requirements, please contact us if needed.

· 阀门内置专用于气体的慢开针式阀芯

- 开关角度：N×360°
- The valve is embedded with slow open needle spool intended for gas Switch
- Working angle: NX360°

American Standard Series Hand Wheel and Spool

- The dry gas valve can be used for conventional low pressure gas supply systems, and can meet the requirements for safety and reliability in the laboratory environment.
- The dry gas valve can meet the requirements of most modern laboratories' layout.
- Maximum working pressure: 7 bar/100 psi.
- Every dry gas valve is leak tested before leaving the factory.
- It's allowed to do pressure test after installation: 1.5 x max working pressure (without function of the valve).
- The standard configuration can be modified according to customers' requirements, please contact us if needed.

· 使用弹扣阀芯，有自锁 定和警示、卡扣装置

- 开关角度：90°
- Make use of spring stoppers which have self-locking and caution /faster equipment.
- Working angle:90°



· 壁式单头气体考克
· Wall Single-head Gas Cock
· No. A1101U P28

· 台式单头气体考克
· Bench-top Single-head Gas Cock
· No. A1102U P29

· 台式双头180° 气体考克
· Bench-top Double-head 180° Gas Cock
· No. A1103U P30

· 台式双头90° 气体考克
· Bench-top Double-head 90° Gas Cock
· No. A1104U P31



· 天花式双头V型气体考克
· Ceiling Double-head V-type Gas Cock
· No. A1104T P32



· 天花式双头气体考克
· Ceiling Double-head Gas Cock
· No. A11021U P33



· 台式调压双头气体考克
· Bench-top Double-head Gas Cock With Pressure
· No. A1116F P34



· 台式三头气体考克
· Bench-top Triple-head Gas Cock
· No. A1105U P35



· 台式四头气体考克
· Bench-top Four-head Gas Cock
· No. A1106U P36



· 遥控气体开关
· Remote Gas Switch (with copper tube)
· No. A1107 P37



· 壁式45° 气嘴
· Wall 45° Gas Nozzle
· No. A1108 P37



· 欧式遥控气体开关带气嘴
· European Remote Gas Switch and Nozzle
· No. A1109+No. A1110 P38



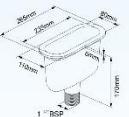
· 中压遥控气体开关
· Remote Gas Switch
· No. A1120 P38

SNP-10水杯
SNP-10 Small Round Cup



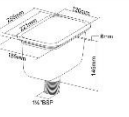
产品编号: No.A5001 重量: 146g
Product code: No.A5001 Weight: 146g

SNP-11水杯
SNP-11 Small Cup



产品编号: No.A5002 重量: 354g
Product code: No.A5002 Weight: 354g

SNP-15水杯
SNP-15 Small Cup



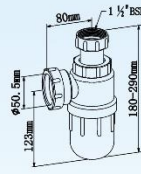
产品编号: No.A5003 重量: 387g
Product code: No.A5003 Weight: 387g

SNP-26水杯
SNP-26 Small Cup



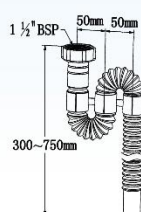
产品编号: No.A5015 重量: 0.35kg
Product code: No.A5015 Weight: 0.35kg

存水弯
Trap



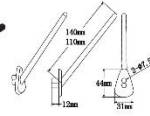
产品编号: No.A5004 重量: 248g
Product code: No.A5004 Weight: 248g

PP下水管
PP Downcomer



产品编号: No.A5005 重量: 88g
Product code: No.A5005 Weight: 88g

PP滴水棒
PP Drip Bar

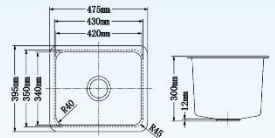


产品编号: No.A3004 长140mm 重量: 14g
No.A3005 长110mm 重量: 11g
Product code: No.A3004 L140mm Weight: 14g
No.A3005 L110mm Weight: 11g

水槽系列 Sink Series

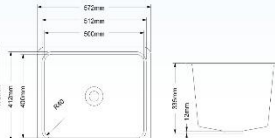
博朗水槽系列由耐腐蚀性极高的高柔韧性PP材料制造, 标准颜色为高光黑色
BRLON sinks are made of highly corrosion resistant and highly flexible PP, and the standard color is high gloss black.

SNP-42大水槽 SNP-42 Tank



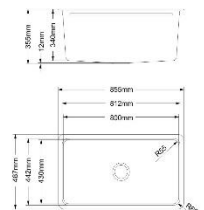
产品编号: No.A5006 重量: 2.9kg
Product Code: No.A5006 Weight: 2.9kg

SNP-50大水槽 SNP-50 Tank



产品编号: No.A5007 重量: 3.7kg
Product Code: No.A5007 Weight: 3.7kg

SNP-80大水槽 SNP-80 Tank



产品编号: No.A5008 重量: 6.5kg
Product Code: No.A5008 Weight: 6.5kg